



82

TOTAL ACTIVE PROJECTS

11

PROJECTS GENERATED

SINCE May 10, 2022

1

New Client Visits

May 2022

2

Total Client Visits

May 2022

11

New Client Visits

YTD

19

Total Client Visits

YTD

**50**  
PROJECTS GENERATED  
SINCE JAN. 1, 2022

**106**  
PROJECTS GENERATED  
IN 2021

## Project Announcements Since Jan. 1, 2017

Amazon  
Cargill  
Metronet  
We Pack  
Dansons, Inc.  
E-N-G Mobile Systems, LLC  
Landair Logistics, Inc.  
Booz Allen Hamilton  
Horne Brothers Construction, Inc.  
Le Bleu Central Distributors  
Cambridge Lee Industries, LLC  
Cambell Soup & DHL

**\$421,000,000**

**4,000 Jobs**

Kinlaws Supermarket  
ACLC  
CACI  
eClerx Delivery Center & Expansion  
Plan C Crypto  
Fortuna BMC

## Project Origin



Domestic

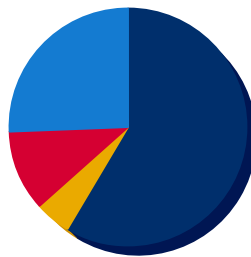


International



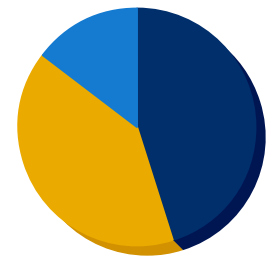
Unknown

## Projects By Industry Sector



● Manufacturing (56.25%) ● Defense (5%)  
● Distribution (11.25%) ● Service (27.5%)

## Projects By Referral Source



● State (45%) ● Direct/Company (42.5%)  
● Broker (1.25%) ● Other (11.25%)

**PROJECT  
STATS**



**319M**

Avg. Cap-X  
Per Project



**401**

Avg. Jobs  
Per Project



**52**

Avg. AC  
Per Project



**247K**

Avg. SF  
Per Project

## Cumberland County

### Civilian Labor Force



**129,100**

April 2022

**124,887**

March 2021

### Unemployment Rate



**5.1%**

April 2022

**5.5%**

March 2022

## State of North Carolina

### Unemployment Rate



**3.4%**

April 2022

**3.5%**

March 2022



## Online Job Ads

Past 90 days from June 1, 2022

## Who's Hiring

Cape Fear Valley Health System	320
General Dynamics Information Tech	312
McDonald's Corporation	284
CACI International Inc.	139
University of North Carolina	133
Fayetteville State University	125
Vectrus	113
Cumberland County NC	92

## Types of Jobs

Registered Nurses	364
Network and Computer Systems Administrators	129
Retail Salespersons	106
Heavy & Tractor-Trailer Truck Drivers	104
Fast Food and Counter Workers	100
Physicians, All Other	100
Customer Service Representatives	92
First-Line Supervisors, Food Prep	84

## CUMBERLAND REGION

Total  
Employment: **122,459**



**756 More People Working**  
in April than the previous month

**6,410 More People Working**  
than the same period one year ago

## METRO MSA

Total  
Employment: **132,300**



**9,371 Job Openings**  
65 less than the  
previous month.

**756**

CHANGE IN EMPLOYED  
FROM PREVIOUS MONTH

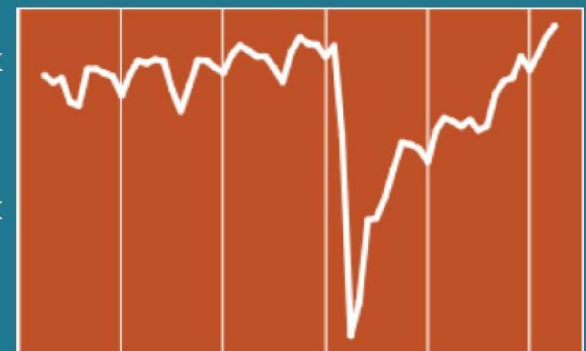
**6,410**

CHANGE IN EMPLOYED  
FROM ONE YEAR AGO

## NUMBER OF EMPLOYED OVER LAST 5 YEARS

120K

110K



2017 2018 2019 2020 2021 2022